

[54] PERSONAL COMPUTER DOCKING STATION

[75] Inventors: Douglas R. Grundstrom, San Jose; Dennis J. Boyle, Menlo Park; Nelson S. Au, Foster City; Michael J. Nuttal, Palo Alto; Matthew A. Herron, Menlo Park, all of Calif.

[73] Assignee: Dynabook Corporation, Westlake Village, Calif.

[\*\*] Term: 14 Years

[21] Appl. No.: 288,113

[22] Filed: Dec. 22, 1988

[52] U.S. Cl. .... D14/114; D18/12

[58] Field of Search ..... D14/100-117; D13/184, 199, 101, 123, 124; 364/708; 361/380-386, 390-395; 174/52.1; 200/5 A, 5 R, 6 A, 6 R; 235/145 R; D18/12; 439/372, 540, 638

[56] References Cited

U.S. PATENT DOCUMENTS

- D. 284,673 7/1986 Wang ..... D14/114 X
D. 310,355 9/1990 Trager ..... D14/109
D. 310,998 10/1990 Lee et al. .... D14/100
4,084,214 4/1978 Eppich ..... 235/145 R

- 4,298,905 11/1981 Bosler et al. .... 361/393 X
4,530,066 7/1985 Ohwaki et al. .... 361/391 X
4,658,375 4/1987 Onogi et al. .... 364/708 X
4,746,304 5/1988 Asai ..... 439/372 X
4,769,764 9/1988 Levanon ..... 364/708
4,894,792 1/1990 Mitchell et al. .... 364/708
4,903,222 2/1990 Carter et al. .... 364/708
4,926,365 5/1990 Hsieh ..... 364/708

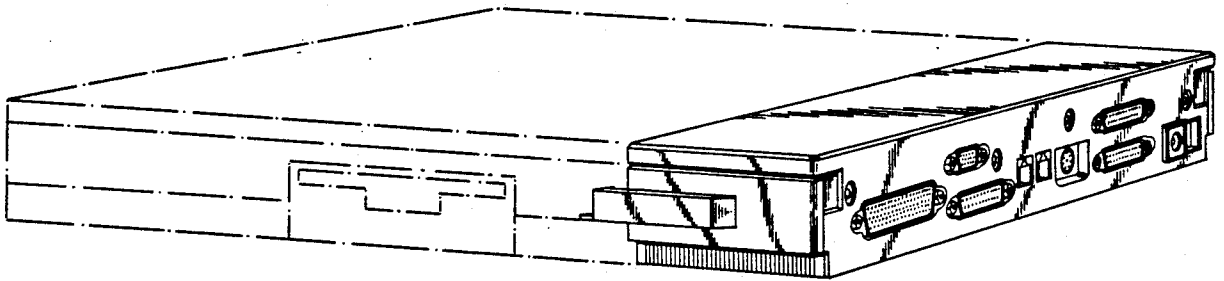
Primary Examiner—Wallace R. Burke
Assistant Examiner—Freda S. Nunn
Attorney, Agent, or Firm—Lyon & Lyon

[57] CLAIM

The ornamental design for a personal computer docking station, as shown and described.

DESCRIPTION

FIG. 1 is a top, front, left side perspective view of a personal computer docking station showing our new design with a personal computer shown in broken lines for illustrative purposes only and forms no part of the claimed design;
FIG. 2 is an enlarged front elevational view thereof;
FIG. 3 is an enlarged rear elevational view thereof;
FIG. 4 is an enlarged left side elevational view thereof;
FIG. 5 is an enlarged right side elevational view thereof;
FIG. 6 is an enlarged top plan view thereof;
FIG. 7 is an enlarged bottom plan view thereof.



**FIG. 1**

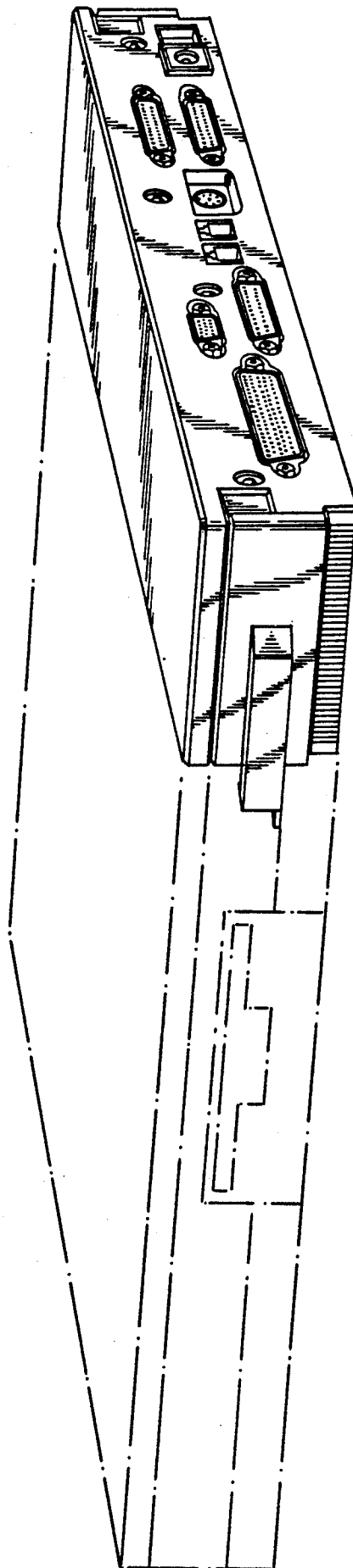


FIG. 2

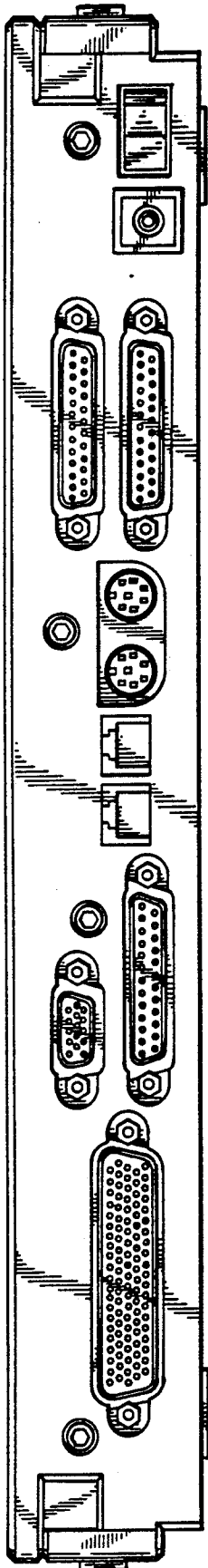


FIG. 3

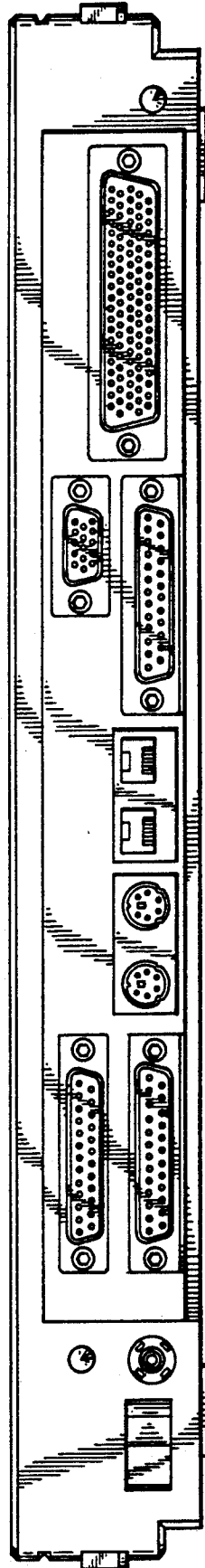


FIG. 5

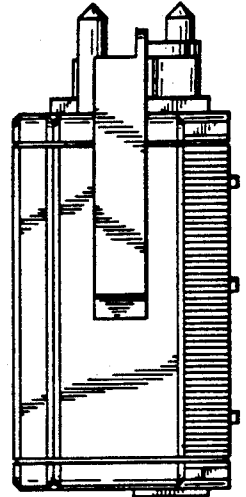


FIG. 4

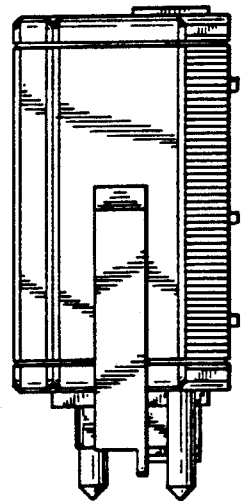


FIG. 6

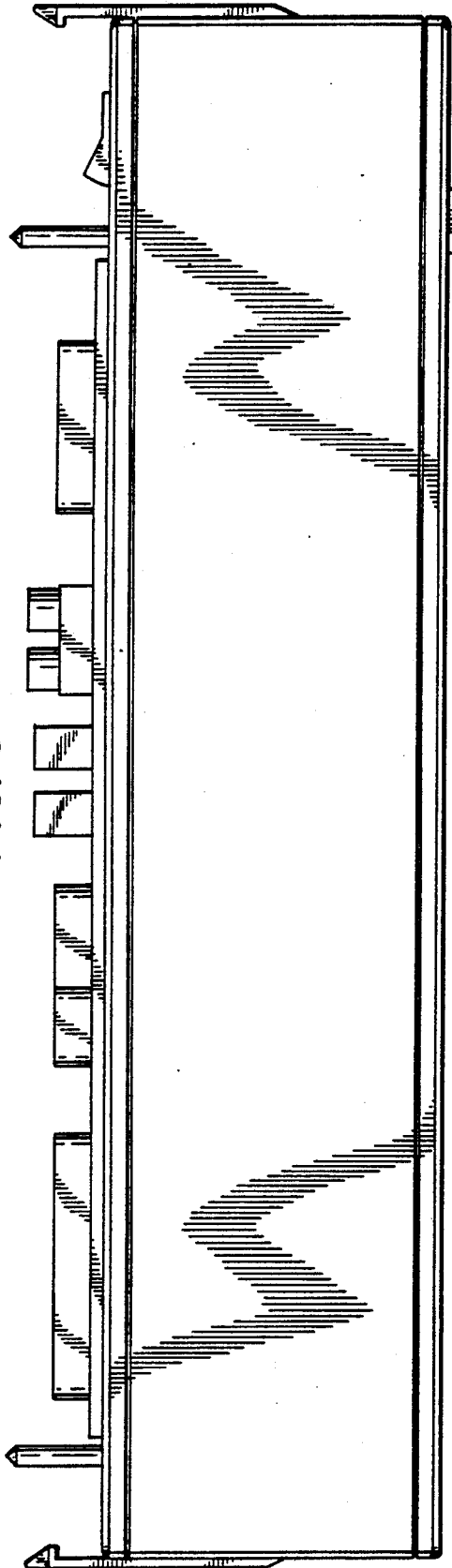


FIG. 7

